













Level 4: Final Individual Positions

No	Name	Team							PPP	TOTAL	POS
368	Joshua Windebank	South	8.850	8.850	9.750	9.850	9.500	9.350	9.250	65.400	1 =
384	Oliver Snook	South West	9.200	9.250	9.600	9.800	9.550	9.200	8.800	65.400	1 =
392	Gregor Belousov	East	9.000	9.000	9.100	9.600	9.550	9.650	8.800	64.700	3
362	Rory Tann	London	8.450	9.650	9.200	9.500	9.500	9.150	9.200	64.650	4 =
365	Felix Coomber	South	8.950	9.450	9.400	9.500	9.750	9.400	8.200	64.650	4 =
363	Samurai Gayle	London	8.300	9.000	9.550	9.500	9.550	9.200	8.650	63.750	6
380	Daniel Mock	South West	8.900	9.300	9.200	9.650	9.350	8.650	8.550	63.600	7
394	Toby Stevens	East	8.700	8.650	9.150	9.900	9.100	9.300	8.750	63.550	8
342	Jacob Mairs-McKenzie	North West	9.300	9.050	9.550	9.200	8.050	9.150	9.000	63.300	9
373	Thomas Hobbins	West Midlands	9.000	9.400	9.500	9.850	8.800	8.500	7.950	63.000	10
353	Finley Wheelwright	Yorkshire	8.800	8.400	9.400	9.800	9.100	8.400	8.900	62.800	11
383	Ishu Ingale	South West	8.800	9.100	9.250	9.400	9.050	8.500	8.550	62.650	12
352	Charlie Hargreaves	Yorkshire	8.950	8.700	9.500	9.250	9.500	8.450	8.250	62.600	13
393	Joshua Papworth	East	8.750	9.100	9.400	9.400	9.400	7.400	8.550	62.000	14
358	Rudi Moriano	South East	8.850	8.250	9.250	9.650	9.050	8.700	8.100	61.850	15
390	Benjamin Chirodian	East	8.100	9.100	9.400	9.400	7.800	8.950	8.950	61.700	16
360	Blake Eldridge	London	7.850	9.000	8.900	9.650	8.650	8.900	8.700	61.650	17
377	Michael Tang	Wales	8.300	9.000	9.150	9.500	8.900	8.250	8.400	61.500	18
343	Nathaniel Pye	North West	8.300	9.350	9.150	9.600	8.850	7.950	8.250	61.450	19
344	Robbie Taylor	North West	8.250	8.350	8.650	9.500	8.400	8.800	9.200	61.150	20
367	James West	South	7.400	8.200	9.200	9.400	9.000	9.500	8.400	61.100	21
355	Charlie Rose	South East	7.850	9.000	9.600	9.600	8.150	7.950	8.650	60.800	22 =
387	Grant Arneil	Scotland	8.350	8.400	8.650	9.250	8.950	9.150	8.050	60.800	22 =
375	Ieuan Owens	Wales	9.250	8.700	9.000	9.900	8.350	7.600	8.000	60.800	22 =
346	Kurtis Rutter	North	8.050	8.250	8.900	9.500	7.950	8.450	8.900	60.000	25 =
372	Kai Fellows	West Midlands	7.950	9.750	9.000	9.900	8.400	8.350	6.650	60.000	25 =
356	Christian Fuoco	South East	8.600	8.500	9.250	9.650	7.600	8.100	8.200	59.900	27
345	Ryan Petford	North West	8.150	8.250	8.850	9.550	8.350	8.500	8.150	59.800	28
376	Iwan Scrivens	Wales	8.500	8.850	8.650	9.600	8.650	8.450	6.900	59.600	29
381	Dylan Hunt	South West	8.200	7.900	9.400	9.800	8.650	6.900	8.350	59.200	30 =
361	Kiyan Faridi	London	6.200	9.350	9.100	9.550	8.600	8.300	8.100	59.200	30 =
364	Shaquell Grant	London	8.550	8.800	8.850	9.200	7.950	8.500	7.350	59.200	30 =
369	Samuel Wilson	South	7.050	9.250	9.550	9.400	7.950	8.400	7.550	59.150	33
366	Finley Hughes	South	8.150	8.700	9.350	9.200	7.750	7.200	7.800	58.150	34
382	Harry Baxter	South West	8.350	8.650	7.400	9.650	7.350	8.100	8.350	57.850	35
386	Dylan Patter	Scotland	7.300	7.200	9.200	9.750	7.750	9.100	7.450	57.750	36
357	Jake Betts	South East	7.700	8.500	8.350	9.250	8.300	7.700	7.850	57.650	37
379	Taylor James	Wales	7.300	9.300	9.200	9.700	7.800	5.600	8.400	57.300	38
341	Camron Connelly	North West	8.300	7.250	8.650	9.050	7.750	7.300	8.450	56.750	39
354	Samuel Cook	Yorkshire	7.750	8.500	9.100	9.550	7.350	6.000	7.350	55.600	40 =
388	Jamie Alexander	Scotland	7.000	7.700	8.600	8.900	7.100	9.000	7.300	55.600	40 =
374	William Rogers	West Midlands	8.400	6.700	8.550	9.800	6.500	7.500	7.800	55.250	42
385	Cameron Deans	Scotland	7.850	6.750	8.800	9.650	7.600	6.300	8.200	55.150	43 =
378	Sebastian Jones	Wales	7.700	8.000	8.000	8.900	8.050	6.500	8.000	55.150	43 =
371	Harry Simmill	West Midlands	7.200	7.800	9.150	9.550	5.900	7.900	6.850	54.350	45
359	Zak Lawrence	South East	8.150	7.200	8.800	9.100	7.150	5.800	6.850	53.050	46
370	Ethan Groom	West Midlands	7.050	7.850	5.700	9.050	6.300	8.700	7.450	52.100	47
349	Joe Lister	East Midlands	7.100	7.000	7.600	8.900	6.050	7.600	7.100	51.350	48
351	Luke Harrington	East Midlands	6.800	7.900	8.400	8.950	4.650	6.300	6.200	49.200	49
347	Alex Lester	East Midlands	7.550	8.250	6.850	9.200	4.650	3.700	7.250	47.450	50
348	Jack Chambers	East Midlands	5.300	7.250	8.350	8.750	5.300	5.500	5.700	46.150	51
389	Liam Mcneil	Scotland	7.400	6.900	6.150	9.250	3.150	5.000	7.850	45.700	52
350	Joe Taylor	East Midlands	6.250	6.500	6.900	8.950	3.800	5.400	5.600	43.400	53

Level 4: Final Team Scores

POS	Team							PPP	TOTAL
1	South West	35.250	36.300	37.450	38.900	36.600	34.450	34.250	253.200
2	South	33.350	36.250	38.050	38.150	36.200	36.650	33.650	252.300
3	East	34.550	35.850	37.050	38.300	35.850	35.300	35.050	251.950
4	London	33.150	37.000	36.750	38.200	36.300	35.750	34.650	251.800
5	North West	34.150	35.000	36.200	37.850	33.650	34.400	34.900	246.150
6	Wales	33.750	35.850	36.000	38.700	33.950	30.800	32.800	241.850
7	South East	33.450	34.250	36.900	38.150	33.100	32.450	32.800	241.100
8	West Midlands	32.550	34.800	36.200	39.100	30.000	33.450	30.050	236.150
9	Scotland	30.900	30.200	35.250	37.900	31.400	33.550	31.550	230.750
10	East Midlands	27.700	30.400	31.250	36.000	20.650	24.800	26.250	197.050